

Semi-supervised Learning

Introduction

- Supervised learning: $\{(x^r, \hat{y}^r)\}_{r=1}^R$
 - E.g. x^r : image, \hat{y}^r : class labels
- Semi-supervised learning: $\{(x^r, \hat{y}^r)\}_{r=1}^R, \{x^u\}_{u=R}^{R+U}$
 - A set of unlabeled data, usually $U \gg R$
 - Transductive learning: unlabeled data is the testing data
 - Inductive learning: unlabeled data is not the testing data
- Why semi-supervised learning?
 - Collecting data is easy, but collecting “labelled” data is expensive
 - We do semi-supervised learning in our lives

Why semi-supervised learning helps?

Labelled
data



cat



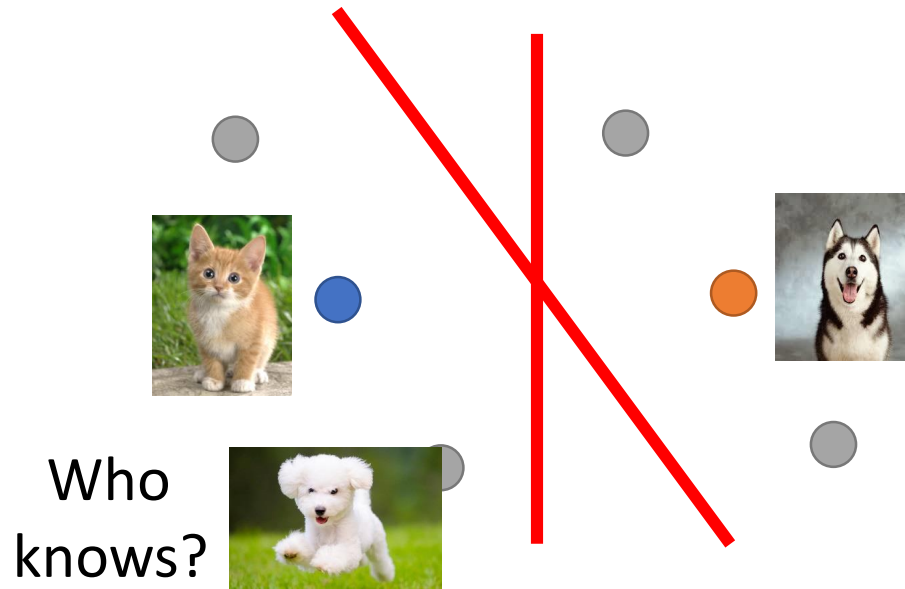
dog

Unlabelled
data



(Image of cats and dogs without labeling)

Why semi-supervised learning helps?



The distribution of the unlabeled data tell us ***something***.

Usually with some assumptions

Outline

Semi-supervised Learning for Generative Model

Low-density Separation Assumption

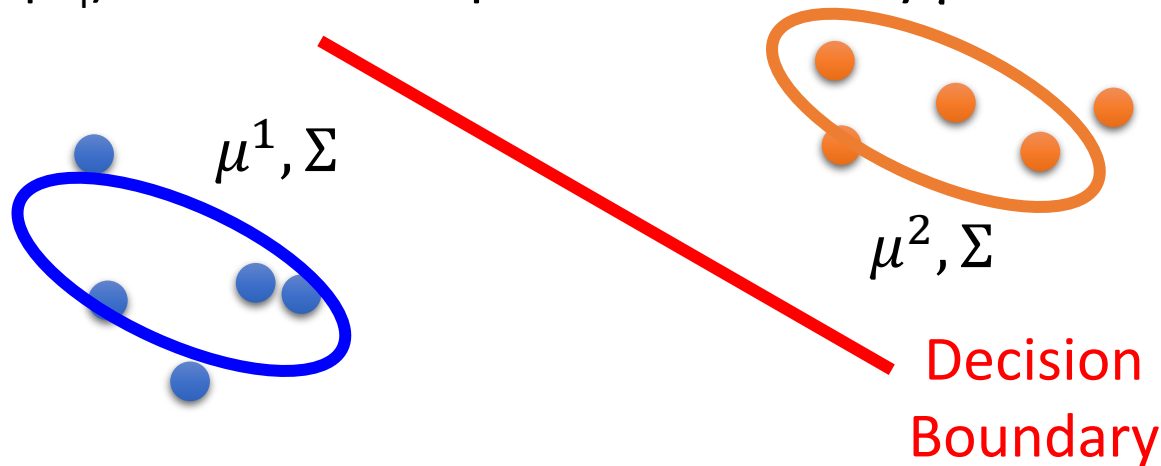
Smoothness Assumption

Better Representation

Semi-supervised Learning for Generative Model

Supervised Generative Model

- Given labelled training examples $x^r \in C_1, C_2$
 - looking for most likely prior probability $P(C_i)$ and class-dependent probability $P(x|C_i)$
 - $P(x|C_i)$ is a Gaussian parameterized by μ^i and Σ

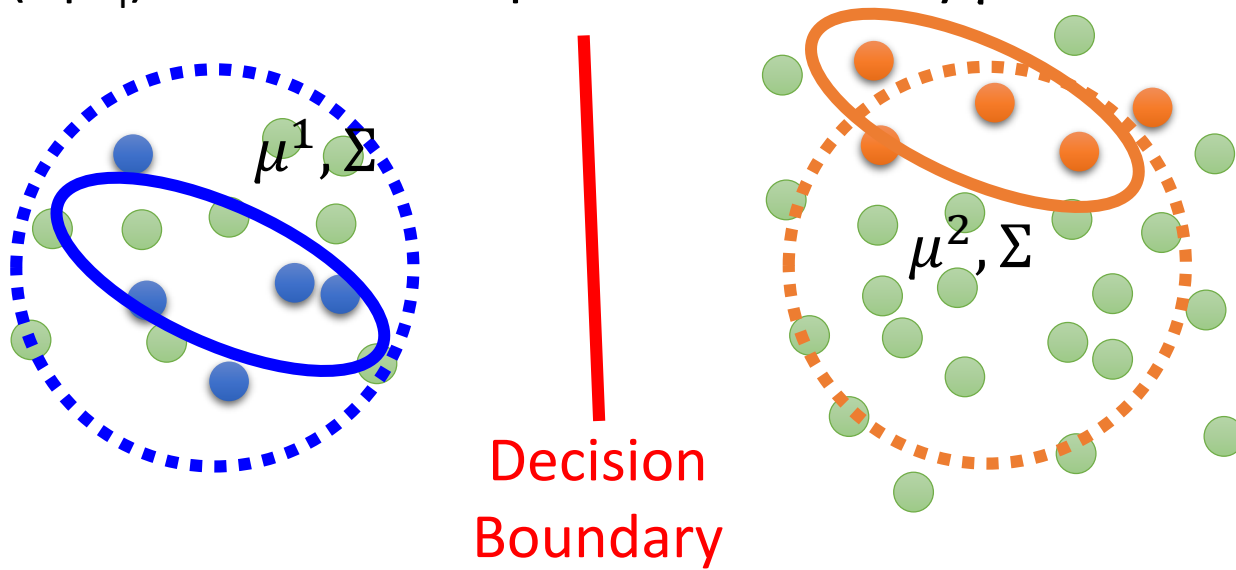


With $P(C_1), P(C_2), \mu^1, \mu^2, \Sigma$

$$P(C_1|x) = \frac{P(x|C_1)P(C_1)}{P(x|C_1)P(C_1) + P(x|C_2)P(C_2)}$$

Semi-supervised Generative Model

- Given labelled training examples $x^r \in C_1, C_2$
 - looking for most likely prior probability $P(C_i)$ and class-dependent probability $P(x | C_i)$
 - $P(x | C_i)$ is a Gaussian parameterized by μ^i and Σ



The unlabeled data x^u help re-estimate $P(C_1)$, $P(C_2)$, μ^1, μ^2, Σ

Semi-supervised Generative Model

The algorithm converges eventually, but the initialization influences the results.

- Initialization: $\theta = \{P(C_1), P(C_2), \mu^1, \mu^2, \Sigma\}$

E

- Step 1: compute the posterior probability of unlabeled data

$$P_{\theta}(C_1|x^u)$$

Depending on model θ



Back to step 1

M

- Step 2: update model

$$P(C_1) = \frac{N_1 + \sum_{x^u} P(C_1|x^u)}{N}$$

N : total number of examples
 N_1 : number of examples belonging to C_1

$$\mu^1 = \frac{1}{N_1} \sum_{x^r \in C_1} x^r + \frac{1}{\sum_{x^u} P(C_1|x^u)} \sum_{x^u} P(C_1|x^u) x^u \dots\dots$$

Why?

$$\theta = \{P(C_1), P(C_2), \mu^1, \mu^2, \Sigma\}$$

- Maximum likelihood with labelled data **Closed-form solution**

$$\log L(\theta) = \sum_{x^r} \log P_{\theta}(x^r, \hat{y}^r)$$

$$\begin{aligned} P_{\theta}(x^r, \hat{y}^r) \\ = P_{\theta}(x^r | \hat{y}^r) P(\hat{y}^r) \end{aligned}$$

- Maximum likelihood with labelled + unlabeled data

$$\log L(\theta) = \sum_{x^r} \log P_{\theta}(x^r, \hat{y}^r) + \sum_{x^u} \log P_{\theta}(x^u)$$

**Solved
iteratively**

$$P_{\theta}(x^u) = P_{\theta}(x^u | C_1) P(C_1) + P_{\theta}(x^u | C_2) P(C_2)$$

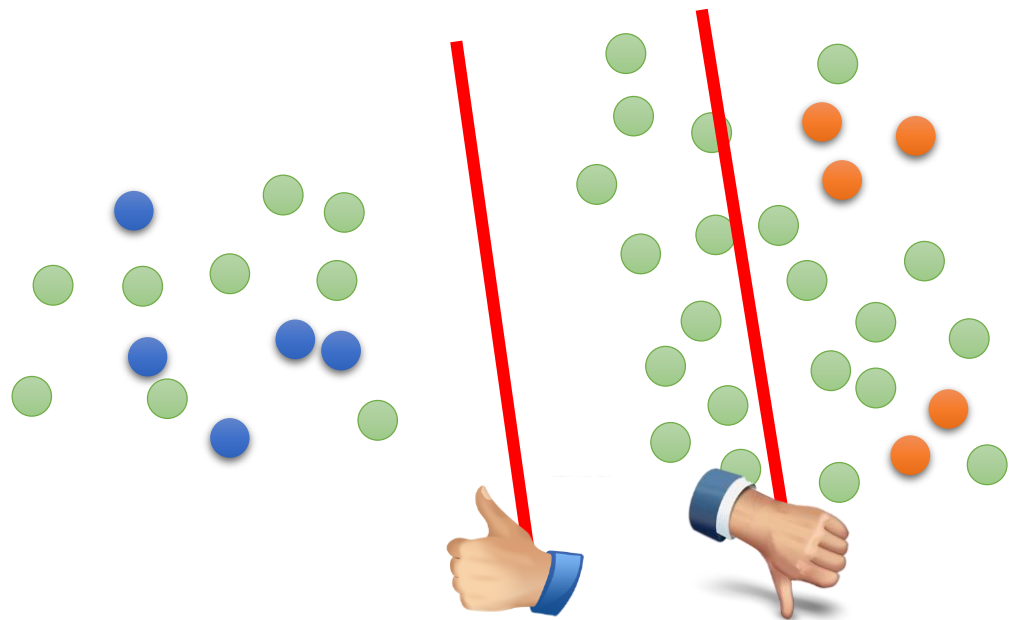
$(x^u$ can come from either C_1 and C_2)

Semi-supervised Learning

Low-density Separation

非黑即白

"Black-or-white"



Self-training

- Given: labelled data set = $\{(x^r, \hat{y}^r)\}_{r=1}^R$, unlabeled data set = $\{x^u\}_{u=l}^{R+U}$

- Repeat:

- Train model f^* from labelled data set

Independent to the model

Regression?

- Apply f^* to the unlabeled data set

- Obtain $\{(x^u, y^u)\}_{u=l}^{R+U}$ Pseudo-label

- Remove a set of data from unlabeled data set, and add them into the labeled data set

How to choose the data set remains open

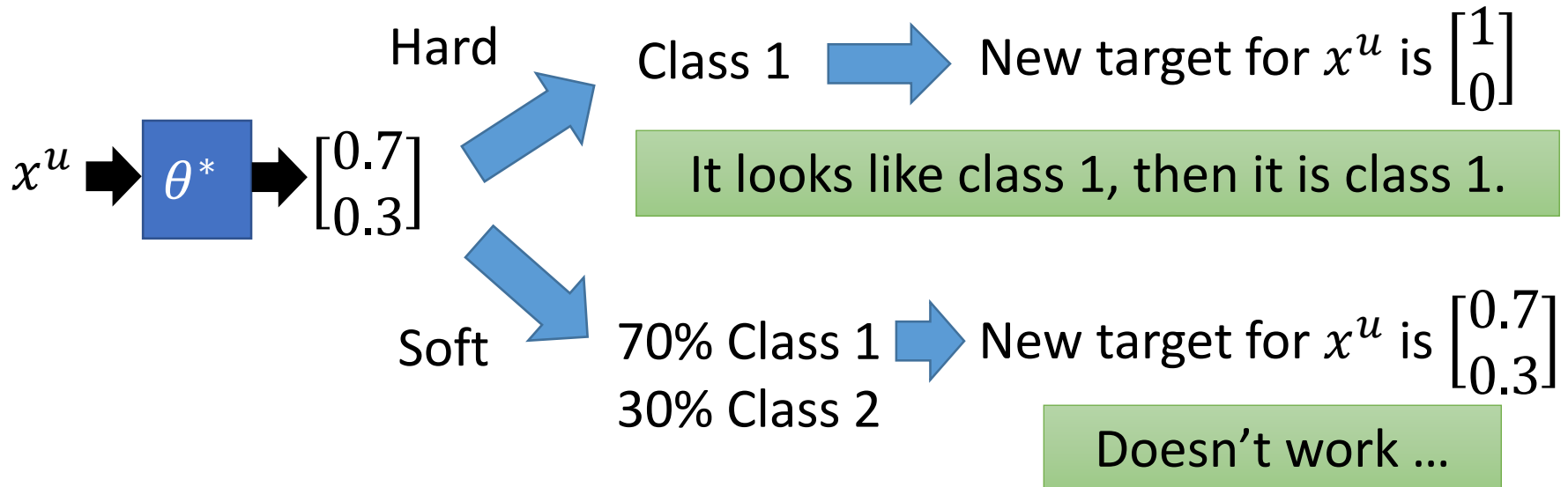
You can also provide a weight to each data.

Self-training

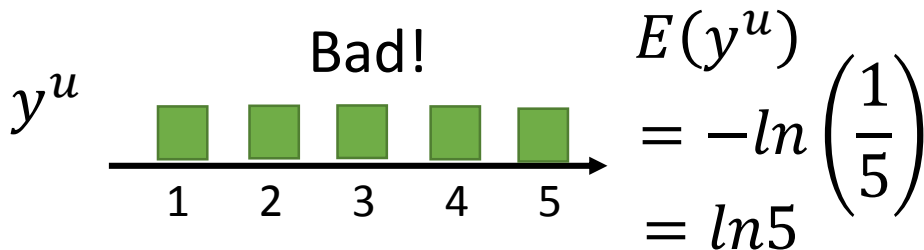
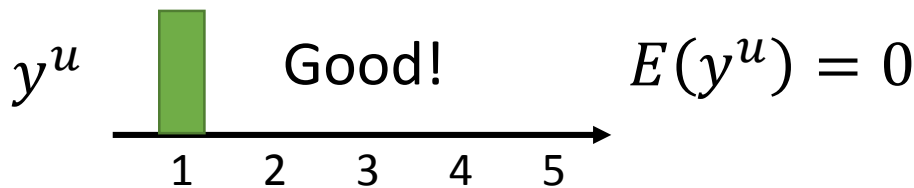
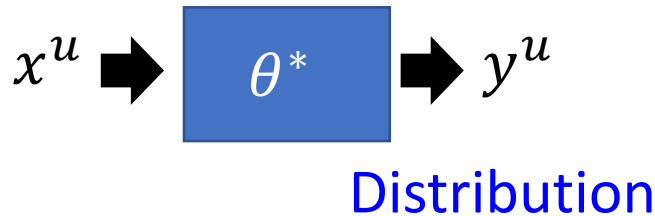
- Similar to semi-supervised learning for generative model
- Hard label v.s. Soft label

Considering using neural network

θ^* (network parameter) from labelled data



Entropy-based Regularization



Entropy of y^u :
Evaluate how concentrate
the distribution y^u is

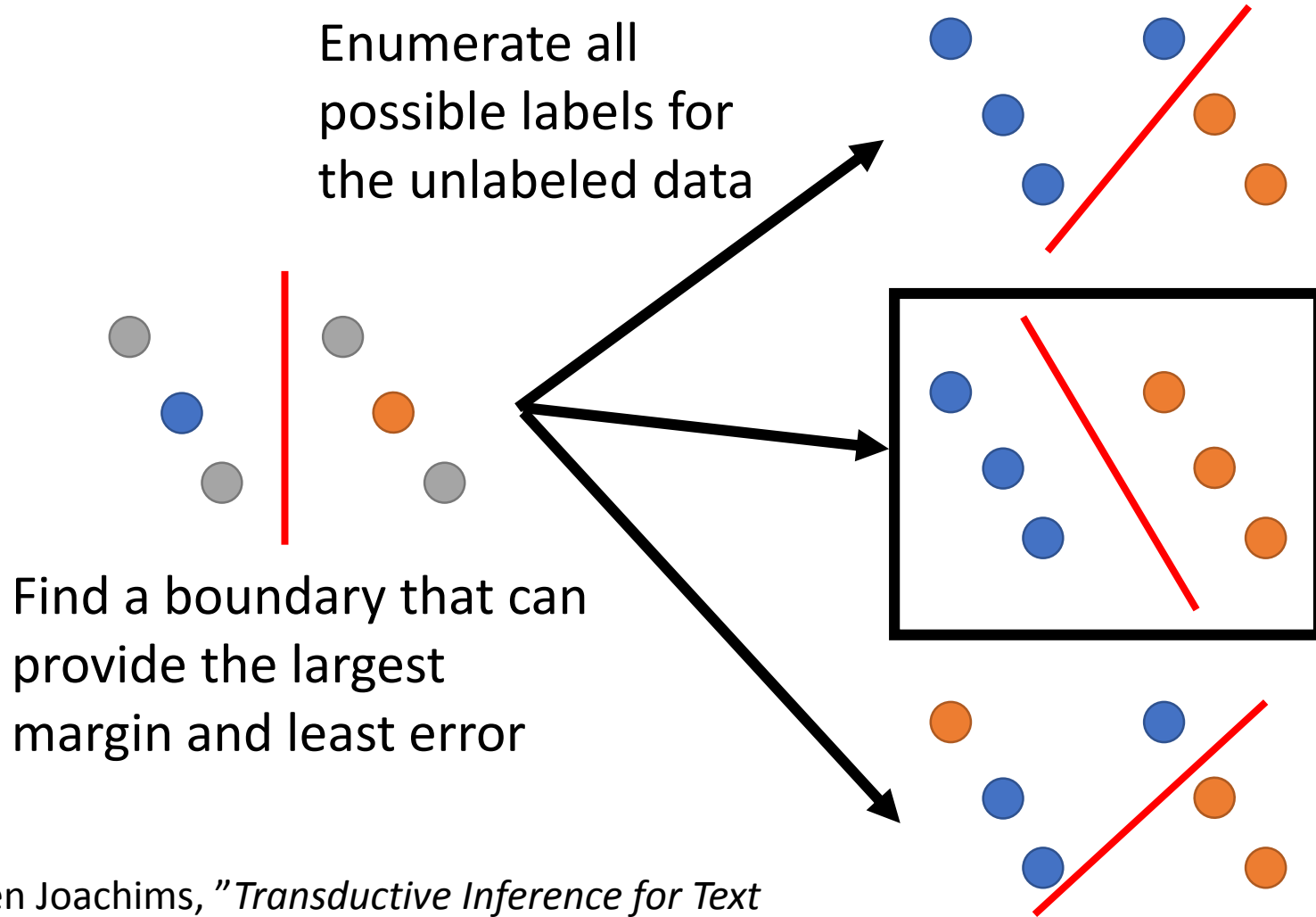
$$E(y^u) = - \sum_{m=1}^5 y_m^u \ln(y_m^u)$$

As small as possible

$$L = \sum_{x^r} C(y^r, \hat{y}^r) \quad \text{labelled data}$$

$$+ \lambda \sum_{x^u} E(y^u) \quad \text{unlabeled data}$$

Outlook: Semi-supervised SVM



Thorsten Joachims, "Transductive Inference for Text Classification using Support Vector Machines", ICML, 1999

Semi-supervised Learning

Smoothness Assumption

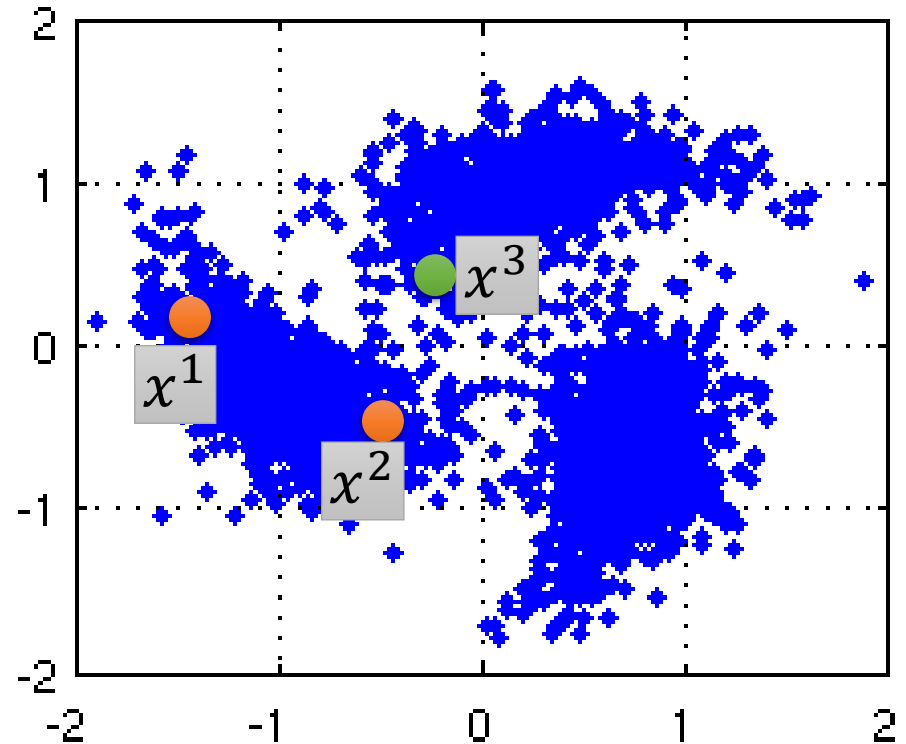
近朱者赤，近墨者黑

"You are known by the company you keep"

Smoothness Assumption

- Assumption: “similar” x has the same \hat{y}
- More precisely:
 - x is not uniform.
 - If x^1 and x^2 are close in a high density region, \hat{y}^1 and \hat{y}^2 are the same.

connected by a
high density path



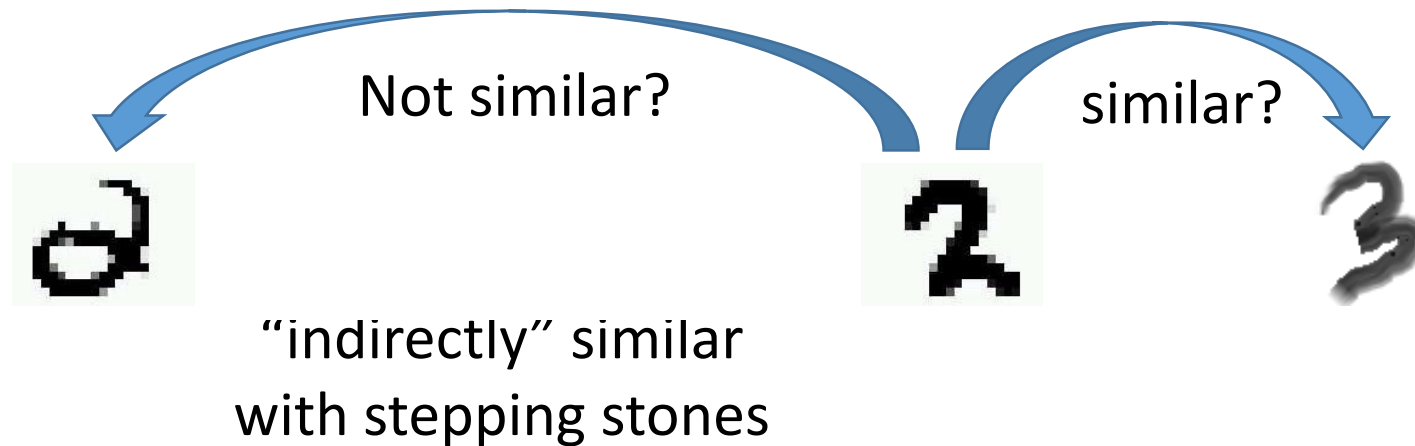
x^1 and x^2 have the same label

x^2 and x^3 have different labels

Source of image:

<http://hips.seas.harvard.edu/files/pinwheel.png>

Smoothness Assumption



(The example is from the tutorial slides of Xiaojin Zhu.)



正侧面



正侧面

Source of image: <http://www.moehui.com/5833.html/5/>

Smoothness Assumption

- Classify astronomy vs. travel articles

	d_1	d_3	d_4	d_2
asteroid	•	•		
bright	•	•		
comet		•		
year				
zodiac				
.				
.				
.				
airport				
bike				
camp			•	
yellowstone			•	•
zion				•

	d_1	d_3	d_4	d_2
asteroid	•			
bright	•			
comet				
year				
zodiac		•		
.				
.				
.				
airport				
bike			•	
camp			•	
yellowstone				•
zion				•

(The example is from the tutorial slides of Xiaojin Zhu.)

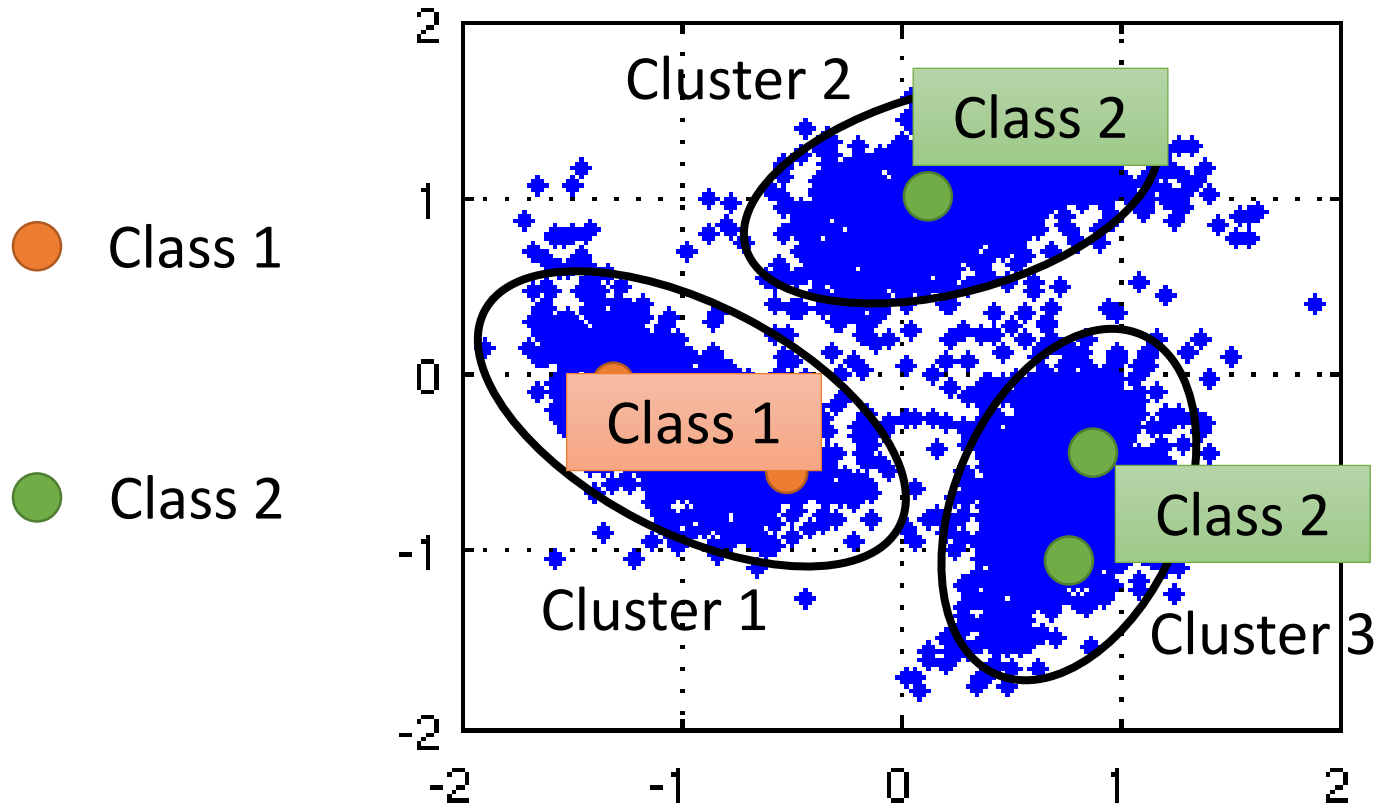
Smoothness Assumption

- Classify astronomy vs. travel articles

	d_1	d_5	d_6	d_7	d_3	d_4	d_8	d_9	d_2
asteroid	•								
bright	•	•							
comet		•	•						
year			•	•					
zodiac				•	•				
.									
.									
.									
airport						•			
bike						•	•		
camp							•	•	
yellowstone								•	•
zion									•

(The example is from the tutorial slides of Xiaojin Zhu.)

Cluster and then Label



Using all the data to learn a classifier as usual

Graph-based Approach

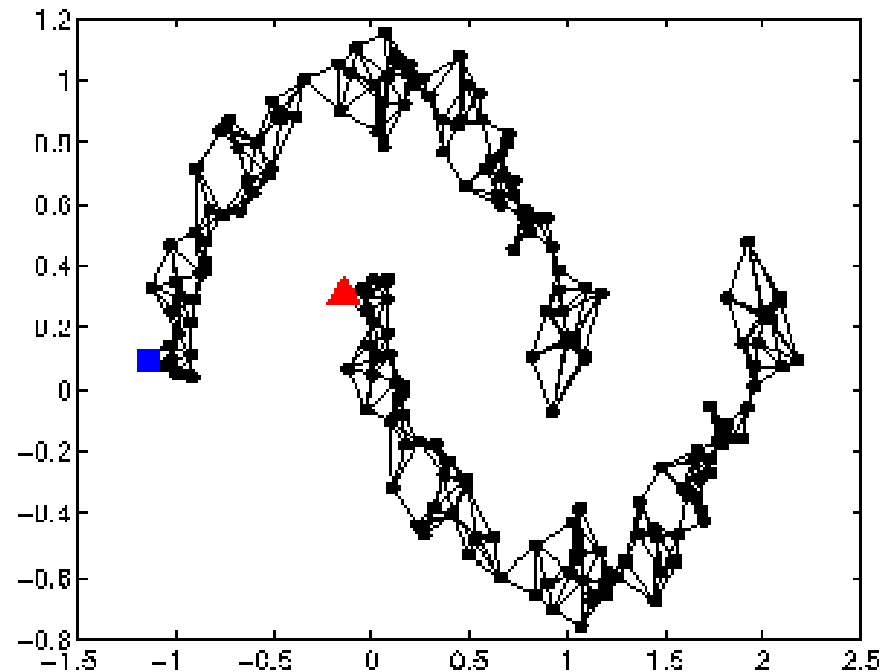
- How to know x^1 and x^2 are close in a high density region (connected by a high density path)

Represented the data points as a **graph**

Graph representation is nature sometimes.

E.g. Hyperlink of webpages, citation of papers

Sometimes you have to construct the graph yourself.



Graph-based Approach - Graph Construction

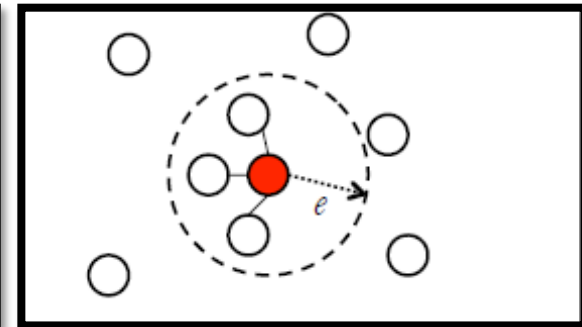
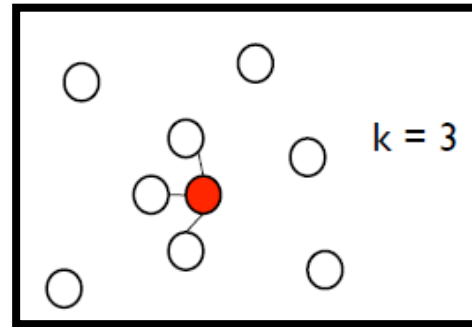
The image is from the tutorial slides of Amarnag Subramanya and Partha Pratim Talukdar

- Define the similarity $s(x^i, x^j)$ between x^i and x^j

- Add edge:

- K Nearest Neighbor

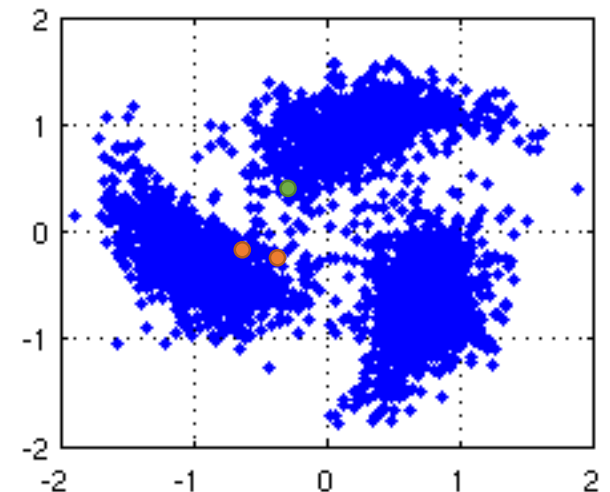
- e-Neighborhood



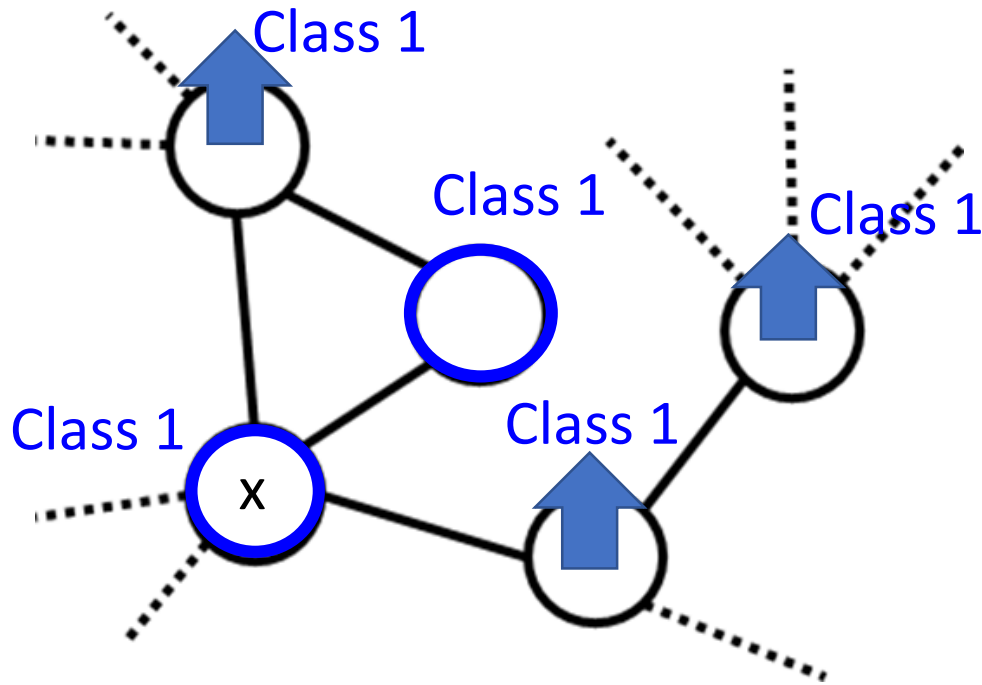
- Edge weight is proportional to $s(x^i, x^j)$

Gaussian Radial Basis Function:

$$s(x^i, x^j) = \exp\left(-\gamma\|x^i - x^j\|^2\right)$$

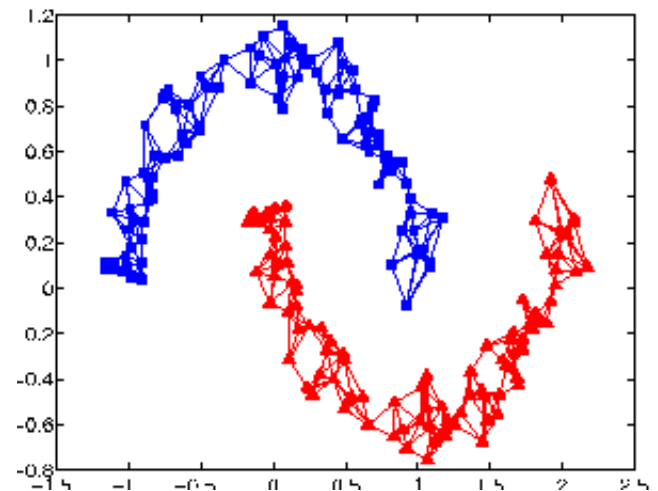
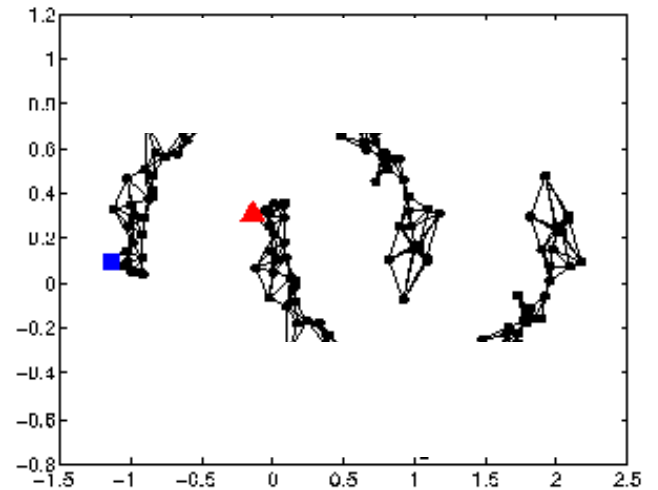


Graph-based Approach



The labelled data influence their neighbors.

Propagate through the graph



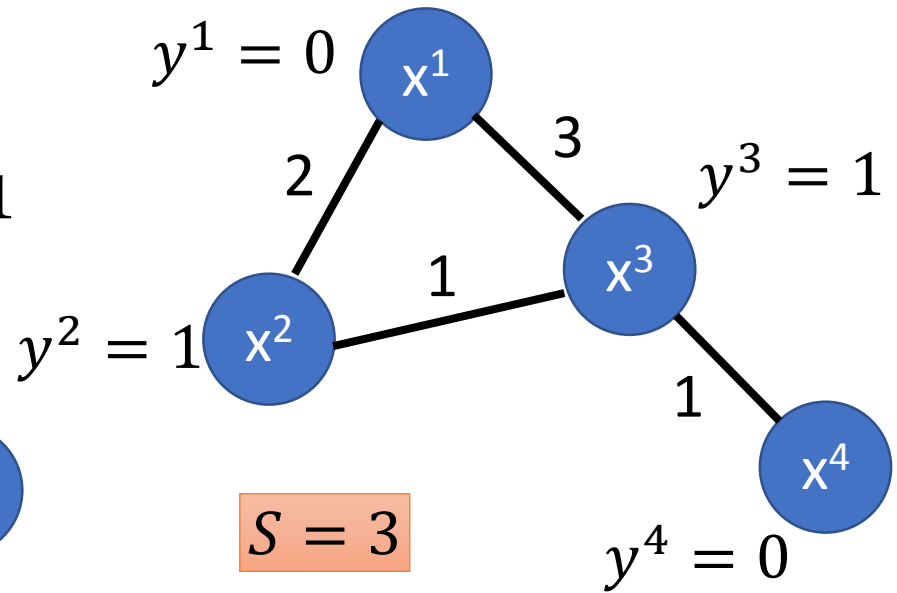
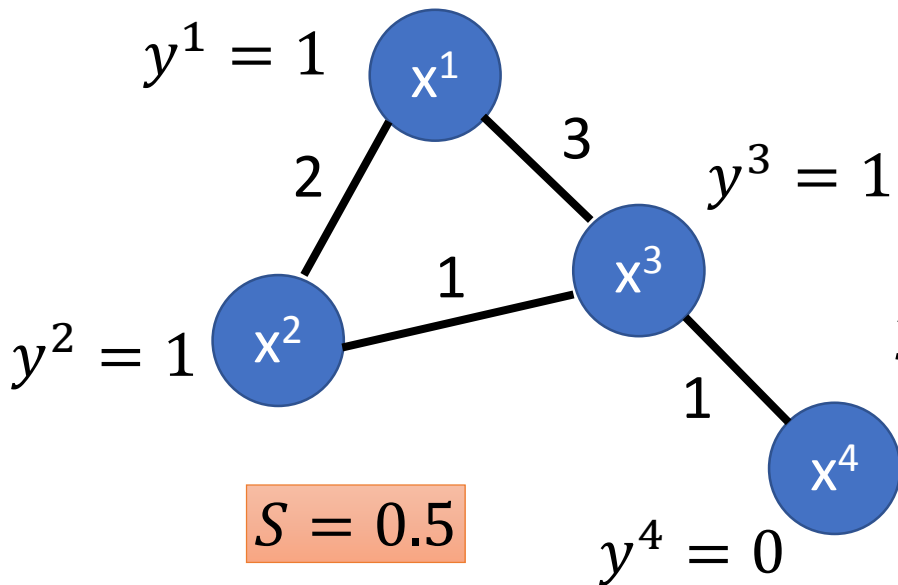
Graph-based Approach

- Define the smoothness of the labels on the graph

$$S = \frac{1}{2} \sum_{i,j} w_{i,j} (y^i - y^j)^2$$

Smaller means smoother

For all data (no matter labelled or not)



Graph-based Approach

- Define the smoothness of the labels on the graph

$$S = \frac{1}{2} \sum_{i,j} w_{i,j} (y^i - y^j)^2 = \mathbf{y}^T L \mathbf{y}$$

\mathbf{y} : (R+U)-dim vector

$$\mathbf{y} = [\dots y^i \dots y^j \dots]^T$$

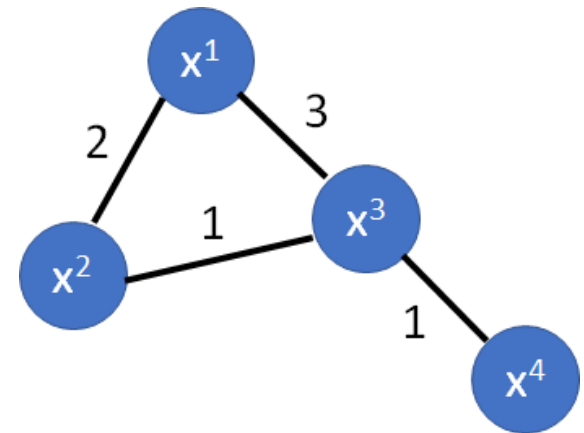
L: (R+U) x (R+U) matrix

Graph Laplacian

$$L = \underline{D} - \underline{W}$$

$$W = \begin{bmatrix} 0 & 2 & 3 & 0 \\ 2 & 0 & 1 & 0 \\ 3 & 1 & 0 & 1 \\ 0 & 0 & 1 & 0 \end{bmatrix}$$

$$D = \begin{bmatrix} 5 & 0 & 0 & 0 \\ 0 & 3 & 0 & 0 \\ 0 & 0 & 5 & 0 \\ 0 & 0 & 0 & 1 \end{bmatrix}$$



Graph-based Approach

- Define the smoothness of the labels on the graph

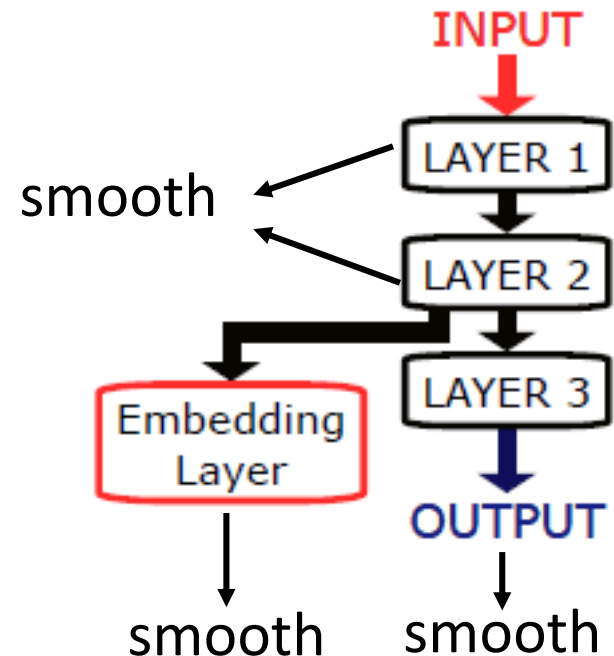
$$S = \frac{1}{2} \sum_{i,j} w_{i,j} (y^i - y^j)^2 = \mathbf{y}^T L \mathbf{y}$$

Depending on network parameters

$$L = \sum_{x^r} C(y^r, \hat{y}^r) + \lambda S$$

As a regularization term

J. Weston, F. Ratle, and R. Collobert, "Deep learning via semi-supervised embedding," ICML, 2008



Semi-supervised Learning Better Representation


去蕪存菁，化繁為簡

Looking for Better Representation

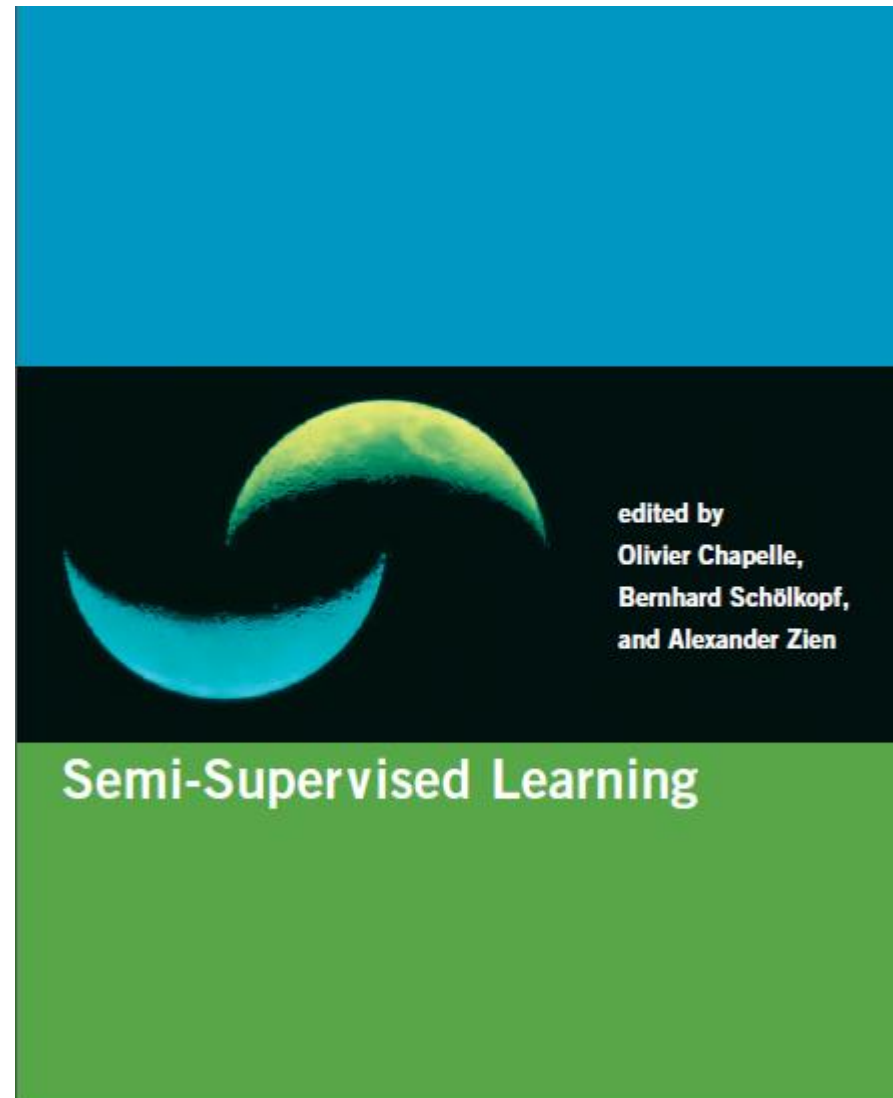
- Find the latent factors behind the observation
- The latent factors (usually simpler) are better representations

observation

Better representation
(Latent factor)



Reference



<http://olivier.chapelle.cc/ssl-book/>

Acknowledgement

- 感謝 劉議隆 同學指出投影片上的錯字
- 感謝 丁勃雄 同學指出投影片上的錯字